

Grayzo  
Door & Partition Systems

# Company Profile



# Grayzo

Door & Partition Systems

## About Us.

Welcome to Grayzo, a leading Door and Partition company that was established in 2005 in Gurugram, Haryana. We take pride in providing high-quality doors with exceptional craftsmanship and attention to detail.

One of the things that set us apart is our commitment to sustainability and innovation. Unlike traditional doors and partitions that rely on silicone for sealing, we have developed a unique manufacturing process that involves zero use of silicone. Instead, we utilize cutting-edge technology and eco-friendly materials to create doors that are not only beautiful but also environment friendly.

Our silicone-free doors offer numerous benefits. Firstly, they are more durable and long-lasting. Silicone tends to degrade over time, leading to potential leaks and drafts. In contrast, our brand provides superior insulation, ensuring optimal energy efficiency and reducing heating and cooling costs.

In addition, our doors are virtually maintenance-free, as they do not require periodic resealing with silicone. This saves you time and effort in upkeep, making our doors a convenient and hassle-free choice for your home or commercial property.

At Grayzo and Partition, we cater to two major segments: luxury homes and commercial properties. For luxury homes, our doors are designed to add a touch of elegance and sophistication, complementing the aesthetic of high-end residences. For commercial properties, our doors are engineered to withstand heavy usage and provide enhanced security, making them ideal for offices, hotels, retail spaces, and more.

Choose Grayzo Doors and Partition for premium quality doors that are silicone-free, environmentally friendly, and built to last. Experience the perfect blend of luxury, durability, and sustainability with our innovative door solutions.



# OUR MISSION

The life of employees at Grayzo is dynamic and engaging, with a focus on teamwork, innovation, and delivering exceptional products and services to our customers. As a door and partition company, we value hard work, attention to detail, and a commitment to excellence, and these values are reflected in the daily lives of our employees.

Our employees work in a variety of roles, from manufacturing and installation to sales and customer service. Regardless of their specific role, all employees at Grayzo share a common goal: to provide our customers with high-quality, reliable, and aesthetically pleasing door and partition solutions.

Manufacturing employees at Grayzo work in our state-of-the-art facilities, using the latest equipment and techniques to produce our products. They are highly skilled and knowledgeable, with a deep understanding of the materials and processes involved in creating our doors and partitions. Our manufacturing team works closely with our design and engineering teams to ensure that our products meet the highest standards of quality and functionality.

Installation employees at Grayzo are responsible for delivering and installing our products on site. They are highly trained and experienced, with a deep understanding of the unique challenges involved in installing doors and partitions in a variety of settings. Our installation team works closely with our customers to ensure that installations are completed on time and to the highest standards of quality.

Sales and customer service employees at Grayzo are the face of our company, working closely with our customers to understand their needs and provide them with the best possible solutions. They are highly knowledgeable about our products and services, and they work tirelessly to ensure that our customers are satisfied with every aspect of their experience with Grayzo.

At Grayzo, we understand that our employees are our greatest asset, and we are committed to creating a work environment that is positive, supportive, and engaging. We offer competitive salaries, comprehensive benefits, and opportunities for professional development and advancement. We also value diversity and inclusion, and we strive to create a workplace that is welcoming and inclusive for all.

In summary, the life of employees at Grayzo is engaging, dynamic, and focused on delivering exceptional products and services to our customers. Whether working in manufacturing, installation, sales, or customer service, all employees share a common goal of providing our customers with high-quality, reliable, and aesthetically pleasing door and partition solutions.

# HOW DO WE DELIVER SAMPLES

Grayzo Glass, doors and partitions understands that choosing the perfect glass for your project can be a challenging task. That's why we offer a convenient sample delivery service to help you make the right choice. We offer over 500+ glass options, and we ensure that our customers have access to our extensive collection by providing glass samples that can be delivered to your doorstep. Here's how we send our glass samples. At Grayzo doors and partitions, we understand the importance of delivering quality service to our customers. That's why we guarantee a 24-hour delivery for our glass samples, so you can start planning and designing your space as soon as possible.

We have a tie-up with DTDC & Delhivery.



# HOW DO WE DELIVER SAMPLES



## REQUEST SAMPLES

CUSTOMERS CAN REQUEST SAMPLES OF OUR GLASS PRODUCTS BY FILLING OUT THE ONLINE REQUEST FORM ON OUR WEBSITE OR BY CONTACTING OUR CUSTOMER SERVICE TEAM.



## CHOOSE YOUR SAMPLES

ONCE WE RECEIVE YOUR REQUEST, WE WILL SEND YOU A LIST OF AVAILABLE SAMPLES. YOU CAN CHOOSE UP TO THREE SAMPLES PER REQUEST.



## SAMPLES SENT

WE WILL CAREFULLY PACKAGE AND SEND YOUR GLASS SAMPLES WITHIN 24 HOURS OF RECEIVING YOUR REQUEST. WE GUARANTEE THAT YOU WILL RECEIVE YOUR SAMPLES WITHIN 24 HOURS OF DISPATCH.

# Life of Employee at Grayzo

The life of employees at Grayzo is dynamic and engaging, with a focus on teamwork, innovation, and delivering exceptional products and services to our customers. As a door and partition company, we value hard work, attention to detail, and a commitment to excellence, and these values are reflected in the daily lives of our employees.

Our employees work in a variety of roles, from manufacturing and installation to sales and customer service. Regardless of their specific role, all employees at Grayzo share a common goal: to provide our customers with high-quality, reliable, and aesthetically pleasing door and partition solutions.

Manufacturing employees at Grayzo work in our state-of-the-art facilities, using the latest equipment and techniques to produce our products. They are highly skilled and knowledgeable, with a deep understanding of the materials and processes involved in creating our doors and partitions. Our manufacturing team works closely with our design and engineering teams to ensure that our products meet the highest standards of quality and functionality.

Installation employees at Grayzo are responsible for delivering and installing our products on site. They are highly trained and experienced, with a deep understanding of the unique challenges involved in installing doors and partitions in a variety of settings. Our installation team works closely with our customers to ensure that installations are completed on time and to the highest standards of quality.

Sales and customer service employees at Grayzo are the face of our company, working closely with our customers to understand their needs and provide them with the best possible solutions. They are highly knowledgeable about our products and services, and they work tirelessly to ensure that our customers are satisfied with every aspect of their experience with Grayzo.

At Grayzo, we understand that our employees are our greatest asset, and we are committed to creating a work environment that is positive, supportive, and engaging. We offer competitive salaries, comprehensive benefits, and opportunities for professional development and advancement. We also value diversity and inclusion, and we strive to create a workplace that is welcoming and inclusive for all.

In summary, the life of employees at Grayzo is engaging, dynamic, and focused on delivering exceptional products and services to our customers. Whether working in manufacturing, installation, sales, or customer service, all employees share a common goal of providing our customers with high-quality, reliable, and aesthetically pleasing door and partition solutions.



# OUR SINCERE EMPLOYEES



**DEEP NARAYAN**  
**SALES DEPARTMENT**

Sales Department at Grayzo (Doors and Partitions)

Drive sales growth by identifying prospects, building relationships, and closing deals. Meet sales targets, provide excellent customer service, and contribute to the success and expansion of the company.



**SHADMA SUHAIL**  
**ACCOUNTS DEPARTMENT**

Accounts Department at Grayzo (Doors and Partitions) Support the accounting team in maintaining financial records, preparing invoices, and reconciling accounts. Assist with financial reporting and analysis.

Ensure accuracy and compliance with accounting standards. Contribute to the efficient operation of the accounts department.



**KAVITA ADHIKARI**  
**SALES DEPARTMENT**

Sales Department at Grayzo (Doors and Partitions) Drive sales growth by identifying prospects, building relationships, and closing deals. Meet sales targets, provide excellent customer service, and contribute to the success and expansion of the company.

# OUR VALUABLE CLIENTS





# OUR VALUABLE CLIENTS



# PRODUCTS OFFERED BY GRAYZO

Grayzo glass, doors and partitions offer a wide range of high-quality products in three categories: Luxury, Home Essentials, and Commercial. Each category offers unique solutions to meet the specific needs of our customers.

1)Luxury Category: Our Luxury category features premium doors and partitions that are designed to provide a high-end look and feel. These products are ideal for upscale homes, hotels, and other luxury properties.

2)Home Essentials Category: Our Home Essentials category offers practical and stylish doors and partitions for residential properties. These products are designed to provide functionality and beauty, enhancing the overall aesthetic of any home.

3)Commercial Category: Our Commercial category features durable and reliable doors and partitions that are designed to withstand heavy use and high traffic. These products are ideal for businesses, schools, hospitals, and other commercial properties.

In all categories, Grayzo glass, doors and partitions offer a range of customization options, including size, material, and finishes. Our team works closely with customers to ensure that their unique needs are met, providing tailored solutions that meet their specific requirements. With our wide range of products and customization options, Grayzo doors and partitions are the ideal choice for any residential or commercial property.

# DELTA TELESCOPIC SLIDING DOOR




The elegant range of telescopic system gives you access of 70% of total area access. As all the doors overlapped and parked on one single fixed door.

We are offering 3, 4 & 5 doors solution for more access and wider area coverage.

We are offering the slimmest aluminium section available currently in nation.

Our new innovations allow us to make arc shape in same solution.

Wider range of glass and the flexibility allow clients to put their designs and solutions according to their mindset.




# ADELA POCKET SLIDING DOOR



A pocket sliding door, also known as a Adela pocket sliding door, is a space-saving interior door that slides into a concealed pocket within the wall when opened. Unlike traditional hinged doors that swing open and require floor space, pocket doors slide smoothly along a track and disappear into a recessed compartment.

One of the main advantages of pocket doors is their ability to maximize usable space. By eliminating the need for a swing radius, pocket doors are ideal for areas where space is limited, such as small rooms, narrow hallways, or areas with furniture placement constraints. They provide a seamless transition between rooms, allowing for an open and unobstructed flow.



# ADELA SYNCHRO SLIDING DOOR




Introducing the Adela Synchro Sliding Door – the epitome of seamless functionality and modern design. This unique door system is named "synchro sliding" because opening one door automatically triggers the smooth sliding motion of the other door, creating a synchronized and effortless experience.

With a maximum height of up to 12 feet, the Adela Synchro Sliding Door offers an expansive opening, providing easy access to larger spaces while maximizing natural light and airflow.

Say goodbye to unsightly floor tracks and visible hardware. Our synchro sliding doors are designed to be ultra-slim and sleek, with no visible elements on the floor or hardware exposed. Everything is concealed, creating a clean and minimalist aesthetic that enhances the overall appeal of your space.

Experience the seamless integration of the Adela Synchro Sliding Door. Enjoy the convenience of synchronized sliding, the elegance of ultra-slim doors, and the absence of visible hardware. Embrace a modern and uncluttered environment that exudes sophistication and style.



# ADELA SOFT CLOSE SLIDING DOOR




Introducing the Adela Soft Close Door – The ideal choice for walking closets and kitchen spaces. This innovative door system combines functionality and elegance, providing a seamless and effortless experience.

Adela Soft-close doors are widely used in walking closets and kitchen spaces, offering convenience and sophistication. With a maximum height of up to 12 feet, they accommodate various room sizes and designs.

Featuring a fixed door and a sliding door, the soft close mechanism ensures a gentle and quiet closing motion. Bid farewell to noisy and abrupt closures, and enjoy a smooth and serene environment.

Our soft-close doors boast a sleek and clean appearance. No visible hardware is exposed, contributing to a minimalist and modern aesthetic. Moreover, there are no tracks on the ground, maintaining a seamless and unobtrusive design.

Experience the convenience and elegance of soft-close doors in your walking closet or kitchen space. With their silent and gentle closing action, along with the absence of visible hardware and tracks, these doors elevate the functionality and aesthetic appeal of your space.



# DELTA SLIDING FOLDING




Introducing the Delta sliding folding door – the space-saving solution that revolutionizes door design. Tired of doors that consume too much space? Look no further. We are the exclusive provider of this innovative door system in the nation.

With the Delta sliding folding door, you can reclaim your valuable space. Say goodbye to traditional doors that require ample clearance for swinging or stacking. Our door design allows for up to 90% access, maximizing your usable area like never before.

Not only does the Delta sliding folding door provide exceptional functionality, but it also creates stunning symmetry within your space. The sleek and modern design adds a touch of elegance to any environment, enhancing both aesthetics and practicality.

Experience the difference with the Delta sliding folding door. Discover the perfect balance between space optimization and striking design, making your living or working space more efficient and visually appealing.



# DELTA GLIDE DOOR




Introducing the Delta Glide Door - The hassle-free door solution that brings convenience and affordability to your space. With no civil changes required, this door offers a seamless installation process without the need for expensive renovations.

Forget about the costs associated with framing a traditional door. The Delta Glide Door eliminates the need for a frame, making it a cost-effective alternative that doesn't compromise on quality or functionality.

Experience the freedom of a 6 feet access opening with the Rotational Glide Door. Its unique design allows for a wide and unobstructed entryway, making it ideal for areas where maximizing accessibility is essential.

At the heart of this door is its rotational centre, which adds a distinctive touch. This rotation mechanism enables smooth and effortless movement, ensuring a pleasant user experience while adding a stylish element to your space.

Discover the convenience and affordability of the Glide Door. Embrace its innovative design, hassle-free installation, and wide access opening, all while enjoying the unique rotational center that sets it apart. The solution provides you 180 and 360 degree access.





# DRIVE DOOR OPENABLE WARDROBE




Introducing the Drive Door Openable Wardrobe - A game-changer in interior design. In a world where floor-to-ceiling solutions are the norm, our wardrobe brings innovation and versatility to your space.

Say goodbye to limitations on height. With an openable wardrobe, you can reach heights of up to 10 feet, making the most of your vertical space. The use of aluminium ensures durability and strength, allowing you to optimize storage without compromising on style.

Maintaining wooden wardrobes can be challenging. But with the openable wardrobe, we've got you covered. By incorporating glass elements, maintenance becomes virtually zero. Enjoy a sleek and modern look while minimizing the effort needed to keep your wardrobe looking its best.

With over 150 design skins to choose from, you can create a wardrobe that perfectly reflects your personal style. Select your preferred design, customize it to your liking, and watch as your wardrobe transforms into a unique focal point in your space.

Embrace the freedom and endless possibilities of the openable wardrobe. Experience the convenience of reaching new heights, the ease of glass maintenance, and the ability to design a wardrobe that truly matches your taste.



# COLIC SHUTTER




Introducing Colic Shutter - The perfect choice to elevate the appearance of your kitchen. This unique product stands out from the rest, revolutionizing traditional options.

Unlike previous shutter designs that had a hollow backside, Colic Shutter offers a superior solution. It eliminates the hollow space by utilizing an metal honeycomb filling, resulting in a sturdy structure that enhances durability and strength.

Gone are the days of heavy shutters made from a combination of glass and wood. Colic Shutter redefines the norm with its lightweight construction, weighing as light as a feather. Enjoy effortless operation and installation, without compromising on quality or style.

Safety is a priority with Colic Shutter. Designed with no sharp edges, it ensures peace of mind, especially in busy kitchen environments where accidents can happen. Embrace a sleek and modern look while prioritizing the well-being of your loved ones.

Experience the difference with Colic Shutter - an innovative and distinctive choice that enhances the aesthetic appeal of your kitchen. Say goodbye to hollow spaces, heavy materials, and sharp edges, and embrace a product that combines style, durability, and safety seamlessly.



# ELMAR SLIDING WARDROBE




Introducing the Elmar Sliding Wardrobe - The perfect solution for stylish and space-saving storage. This innovative design overcomes common issues found in traditional wardrobes, offering numerous advantages.

With Elmar sliding wardrobe, you can enjoy a maximum height of up to 10 feet, providing ample space to accommodate your belongings and optimize storage capacity.

Previously wardrobe doors had visible bending. Our sliding wardrobe design ensures a seamless and flawless appearance, adding a touch of elegance to your space.

Traditional wardrobe doors often incorporated heavy glass panels, making them cumbersome and difficult to handle. Our sliding wardrobe eliminates this problem by utilizing lightweight materials, providing effortless sliding and smooth operation.

We understand the importance of reliable hardware in a sliding wardrobe. That's why we offer high-quality, supportive hardware options that ensure durability and seamless functionality, so you can enjoy a hassle-free wardrobe experience. In addition to offering more space, our sliding wardrobe also provides a locking solution, keeping your belongings safe and secure. Experience the convenience and peace of mind that comes with a well-designed and secure storage solution. Choose a sliding wardrobe to transform your space. Enjoy the benefits of increased storage capacity, a sleek and flawless appearance, reliable hardware, and a secure locking solution. Elevate your organization and create a stylish and functional wardrobe that meets your storage needs.



# DELTA FLUSH SWING DOOR




Introducing the Delta Flush Swing Door - The perfect choice for internal spaces. This door revolutionises traditional options by eliminating all the problems caused by wood.

After careful consideration of the challenges posed by previous doors, we have created the Delta Flush Swing Door. Unlike its predecessors, this door seamlessly integrates into your walls, providing a cohesive and visually pleasing appearance. From a distance, it blends effortlessly with the wall, while up close, a slim 5mm visible line adds a touch of elegance.

Constructed entirely of aluminium, this door offers more than just style. It is fire-resistant, ensuring the safety of your home or workplace. With a thickness of 8mm, it guarantees durability and stability, making it a long-lasting solution.

The Flush Swing Door is designed to accommodate various room sizes and designs, with a maximum height of 12 feet. Its durability is further enhanced by a metal honeycomb filling, ensuring reliable performance for years to come.

Choose the Delta Flush Swing Door to enhance your space with a sleek and modern solution. Say goodbye to the problems associated with traditional doors, and embrace a fire-resistant, slim, and durable option that seamlessly blends in with your interior.



# ALDON OFFICE PARTITION




Introducing Aldon Office Partition - the perfect solution to address privacy concerns and elevate the aesthetics of your workspace. Unlike traditional doors, which often had privacy issues and visible hardware, our office partition offers a premium feel while ensuring functionality and durability.

We understand the importance of privacy in an office environment, which is why our partition design prioritizes confidentiality. Say goodbye to concerns about prying eyes and distractions, and create a focused and productive workspace for your team.

Gone are the days of visible and unsightly hardware. Our Aldon office partition is designed to provide a sleek and seamless appearance, contributing to a professional and modern ambience in your office. Enjoy a clean and clutter-free look that enhances the overall aesthetics of the space.

Built with the specific needs of an office environment in mind, our partitions are strong and durable. They are crafted to withstand the rigours of everyday use and maintain their premium quality over time. Rest assured that your office partition will serve its purpose effectively for years to come.

Elevate your office with our premium Aldon office partition. Experience enhanced privacy, a refined aesthetic, and the strength to withstand the demands of your workplace. Create a professional environment that promotes productivity and fosters a sense of professionalism among your team.



# LINEA SHOWER CUBICLE




Introducing the Linea Shower Cubicle - A revolutionary addition to your bathroom space. Our shower cubicles offer a fresh and modern look with framed structures, designed specifically for wet areas.

We understand the challenges posed by moisture and humidity, which is why our shower cubicle doors are rust-proof, ensuring long-lasting durability and maintaining their pristine appearance over time.

Enjoy a sleek and seamless design with no visible hardware, creating a clean and minimalist aesthetic in your bathroom. Bid farewell to the hassle of dealing with silicone, as our shower cubicles require zero silicone usage.

Safety is a top priority, and our frame structure provides the assurance you need. Experience peace of mind knowing that our shower cubicles offer stability and security for your bathing experience.


Our shower cubicles are versatile and can even be used in saunas and steam rooms, as their height extends from floor to ceiling. Immerse yourself in a luxurious bathing experience with our reliable and stylish shower cubicle solution.



# VESTA 2 TRACK SLIDING WINDOW



Introducing the Vesta 2 Track Sliding Window – the perfect addition to your balcony or room space. This versatile banner system offers convenience and style. Designed to enhance your balcony, the Vesta 2 Track Sliding Window provides a practical solution for creating shade and privacy. Apart from all your indoor Interior solution we are introducing the same feel for your exteriors partition with our exclusive range of vesta 2. Its compact design allows it to seamlessly fit into any room, transforming your space into a cozy and inviting environment. Experience the benefits of the Vesta 2 Track Sliding Window as it provides protection from sunlight and offers privacy without compromising on style. Enjoy the flexibility of adjusting the banners according to your preference, allowing you to create the desired ambience in your balcony or room. Elevate your space with the Vesta 2 Track Sliding Window and enjoy the comfort and versatility it brings to your outdoor or indoor living areas.




# VITO ROUND SWING DOOR



Introducing Vito Round Swing Door – The nation's first and foremost choice for an arc-shaped aluminium frame swing door. This innovative design offers both durability and elegance, setting a new standard in the industry. With its unique arc shape, the Vito Round Swing door stands out as a distinctive and eye-catching feature in any space. The aluminium frame ensures long-lasting durability, guaranteeing a reliable and sturdy door that will withstand the test of time. Experience the perfect blend of strength and style with Vito Round Swing Door. Enjoy the elegance it brings to your environment, creating a visually appealing and sophisticated atmosphere.

Choose Vito Round Swing for a door that not only adds functionality but also enhances the aesthetics of your space. Embrace the durability and elegance of this ground breaking design, setting a new standard in the industry.






# SANDWICH GLASS



Our range of office cubicle partitions (office screens) add elegant look to your office with a benefit of hygiene and easy upkeep.

You can write notes, tag papers with our magnetic series and re write your task with the help of markers.

We have a wide range in colours that suits your office interior needs.



# LAMINATED GLASS




Introducing our Laminated Glass – Part of our extensive range of glasses that cater to various needs and preferences. Our Laminated Glass is available in two categories: Translucent and opaque.



Opaque Laminated Glass is specifically designed for wall panelling, offering a wide range of options that include stone finishes and captivating designs. It adds a touch of elegance and sophistication to any space, creating a visually appealing environment.

Translucent Laminated Glass is known for its durability, featuring a metal sheet sandwiched between two glass layers. This design ensures long-lasting strength and resilience, making it suitable for various applications.

Experience the versatility and quality of our Sandwich Glass collection. Choose from our Opaque range for stunning wall panelling options or opt for Translucent Laminated Glass for durability and functionality. Elevate your space with our high-quality glasses that combine aesthetics and performance.



# OUR OFFICE



# OUR FACTORY



# Grayzo

Door & Partition Systems

Corporate Office :

Unit no. 425,Vipul Business Park,Sector-48, Gurugram-122018 (Haryana)

Phone :+91-8447000912, +91 9319392297

Website :[www.grayzo.in](http://www.grayzo.in)

---

Available Branches in:

Hyderabad | Ahmedabad